



**Damp sweeping equipment**

Flexible mop preferably fitted with disposable, antistatic and/or pre-impregnated gauze strips



**Mechanical cleaning equipment**

Auto scrubber, rotocleaner or single-brush machine



**Mechanical cleaning disk**

3M (or equivalent) colour disks



**Manual washing equipment**

Disposable microfibre mop or gauze


















**Steam cleaning equipment**

Follow the manufacturer's recommendations



On interlocking and removable products, don't allow the solution to dwell.

	Equipment used	Cleaning products	Cleaning methods
<p>First use</p> <p><b>Mechanical cleaning</b></p>	   or  if soiled	Alkaline detergent	<ul style="list-style-type: none"> <li>• Damp sweeping</li> <li>• Mechanical washing at 300-450 rpm (with water recovery)</li> </ul>
<p>Daily cleaning</p> <p><b>Manual cleaning</b></p>	 	Neutral detergent	<ul style="list-style-type: none"> <li>• Damp sweeping</li> <li>• Manual washing with flat mop</li> <li>• Rinsing</li> </ul>
<p>OR</p> <p><b>Mechanical cleaning</b></p>	   or  almond or 	Neutral detergent	<ul style="list-style-type: none"> <li>• Damp sweeping</li> <li>• Mechanical washing at 300-450 rpm (with water recovery)</li> </ul> or <ul style="list-style-type: none"> <li>• Steam cleaning</li> </ul>
<p>Deep cleaning</p> <p><b>Mechanical cleaning</b></p>	   or  almond	Alkaline detergent	<ul style="list-style-type: none"> <li>• Damp sweeping</li> <li>• Mechanical washing at 300-450 rpm (with water recovery)</li> </ul>

*These cleaning instructions have to be adapted depending on traffic and location of the area.*

In the case of **manual maintenance** and to offer you the best results in terms of hygiene and appearance, **Gerflor recommends that you use neutral and alkaline detergents with high wetting power** (complete spreading and cleaning of the entire floor surface).

**Here is a non-exhaustive list of products recommended by the main manufacturers:**

**KIEHL** : Profloor\*, RS Nett\*\*  
**TANA / WERNER** : Green care SR15\*, Floor Cleaner S\*, Clean Fresh\*, Difotan\*, Clean Extreme\*, Innomat\*\*

**ECOLAB** : Brial Clean S\*  
**ANIOS** : Deterg'anhos\*  
**ROCHEX** : Polystar\*, Roctonic\*\*  
**BUZIL** : HC 43\*\*  
**Dr. SCHUTZ** : PU Reiniger\*\*

**DIVERSEY / SEALED AIR**: Asset\*  
**DREITURM** : Multinetzer\*, Goldreif (vert)\*, Linorein\*\*, D1 Neu\*\*

\*Neutral / \*\*Alkaline

## PRECAUTIONS FOR USE



- Never use abrasive disks or any procedure that risks damaging the surface treatment (abrasive products, solvents, etc.).
- Never use rubber caps (for chair legs or other furniture); instead, use PVC or Polyethylene caps.

## STAIN REMOVAL DURING WORKS

### Paint mark removal

- Do not use abrasive cleaning equipment (e.g. Scotch Brite, scouring pads, steel wool, etc.).
- Use the solvent for the paint if known. If the solvent is not known, start with solvents such as Essence C, White Spirit, etc. before trying stronger solvents such as Taraclean spray. If the stain proves hard to remove, do not persist.
- Wipe and rinse the floor thoroughly after applying the solvent.

### On paint drips

A freeze spray will yield excellent results when paint has formed a drip on the material (freeze sprays can be bought from cleaning product manufacturers or in pharmacies).

### On adhesive marks

- Fresh acrylic adhesive marks (< 1 month)  
Apply a water-based solution with added cleaning product, leave to act and mechanically clean and rinse the floor.
- Dried acrylic adhesive marks (> 1 month)  
Use Essence C or White Spirit. Wipe and rinse the floor thoroughly after applying the solvent.
- Solvent adhesive marks  
Use strong solvents (such as Taraclean spray), but do not persist if the adhesive marks are difficult to remove (as may happen with solvent-resistant cross-linked adhesives).

## TIPS AND ADVICE FOR STAIN REMOVAL

### Rust

Apply an anti-rust product or oxalic acid. Rinse thoroughly.

### Food grease/paint/ballpoint pen/felt-tip pen/heavy grease (tar)

Apply a solvent such as Essence C or White Spirit. Rub with undiluted product and rinse with plenty of water.

### Rubber marks/Shoe marks

Apply an alkaline detergent (such as Dynatech Trophy) to shoe marks. Leave to act for 5 minutes. Rub.

### Chewing-gum

Use a freeze spray to harden the chewing gum, and then remove it with a plastic spatula (freeze sprays can be bought from cleaning product manufacturers or in pharmacies).